



how it **WORKS**  
campussanpaolo.it



Fan-coil check:





# how it **WORKS**

campussanpaolo.it

As you already know, Campus Sanpaolo is an A-class energy building. This means that to live in a comfortable way it's necessary that you have all the information about the heating and air conditioning system, and how it works.





# how it WORKS

campussanpaolo.it

First of all, you have to remind that:

The conditioning system is handled by a management program that carries out checks in all room via SET POINT.

Each flat has two set points

EMPTY ROOM:

Set point to + 18° degrees

BUSY ROOM:

Set point to + 21° degrees

**Set points are managed by the reception**



## EMPTY ROOM:

Set point to + 18° degrees

Also in case you leave the room empty for some days, if the temperature falls down 18° degrees, the set point automatically starts heating system to restore the right temperature.

**Set points are managed by the reception**



BUSY ROOM:

Set point to + 21° degrees

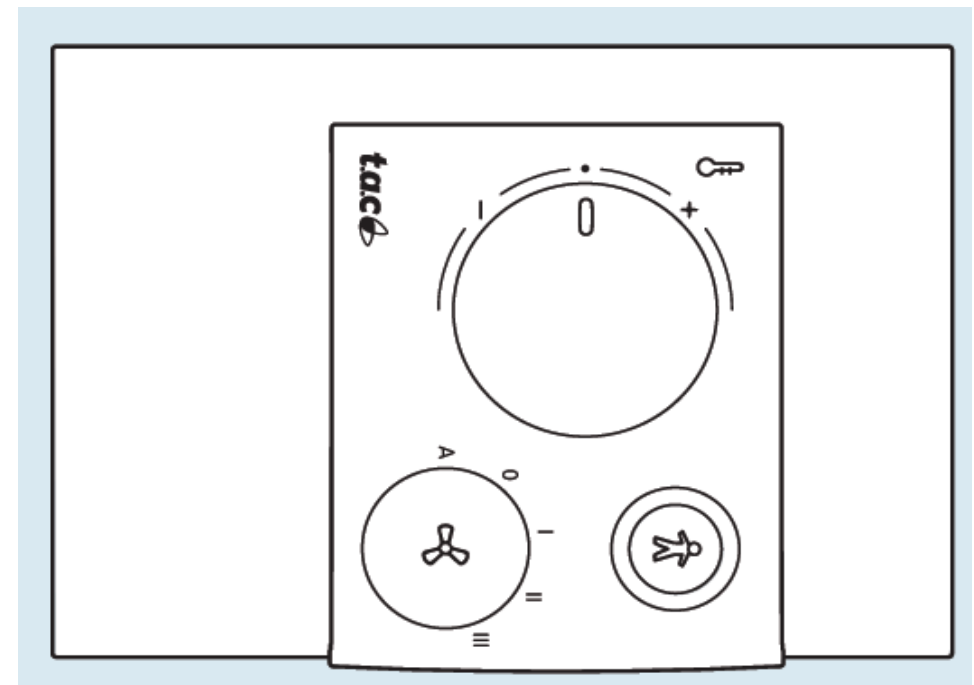
In the moment in which you insert the key in the pocket, the heating system starts to increase the temperature from 18° to 21° degrees.

**We remind you that the heating system will start after few minutes.**



## HOW DOES THE SYSTEM WORK AND WHAT SHOULD I DO TO MANAGE THE TEMPERATURE WITH + OR - DEGREES?

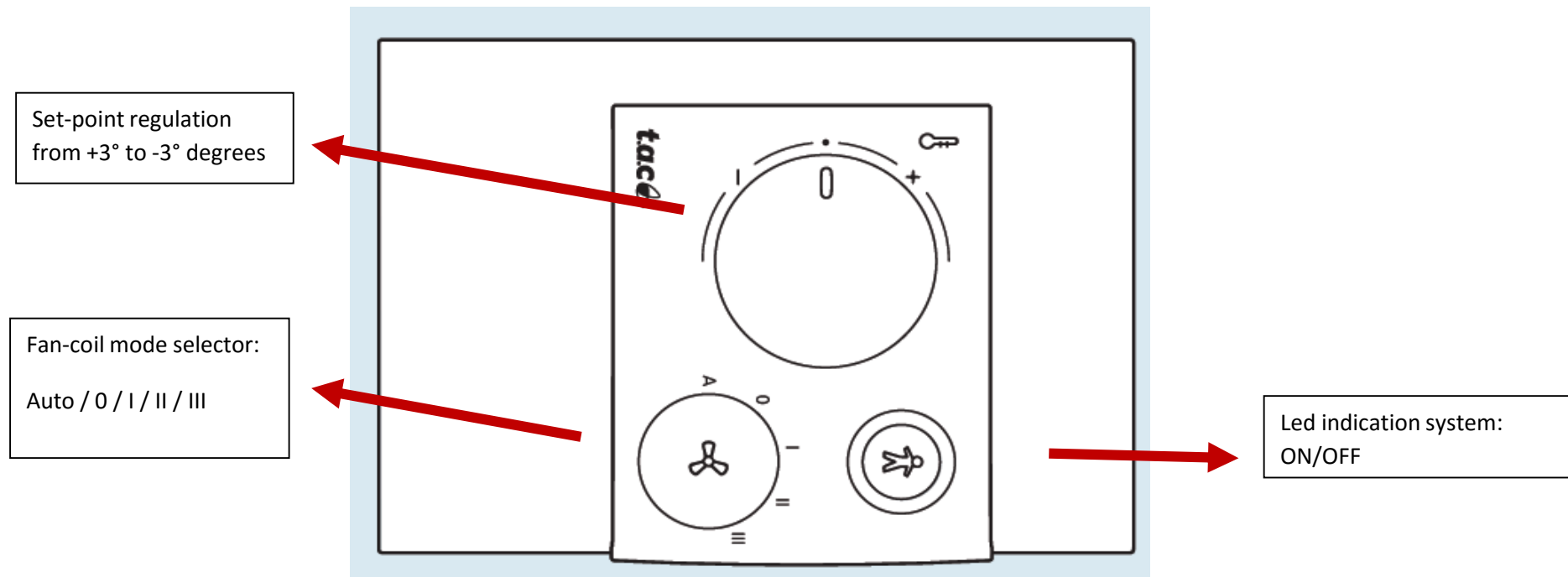
The system works with a thermostat that you can find in all rooms.





## HOW DOES THE SYSTEM WORK AND WHAT IF A WANT TO MANAGE THE TEMPERATURE WITH + OR - DEGREES?

How the thermostat is composed:





## WHAT COULD I DO?



1. Set the temperature between 18° and 24° degrees, moving the dial from «0» (set point temperature) to 18° degrees rounding to «-» or 24° degrees rounding to «+» **just if you have set the dial on «A» (which means automatic)**





## WHAT COULD I DO?



2. Do an air circulation moving the dial  
**from A to I – II – III**

3. Switch off the heating system setting  
the dial on **«0»**



## WHAT SHOULD I REMIND?

1. When you open the window, the system stops the heating/air conditioning and it does an air circulation of current air which you will feel as «cold» in winter and «hot» in summer.
2. The air circulation function will start also with closed window if you move the dial from «A» to «I-II-III»



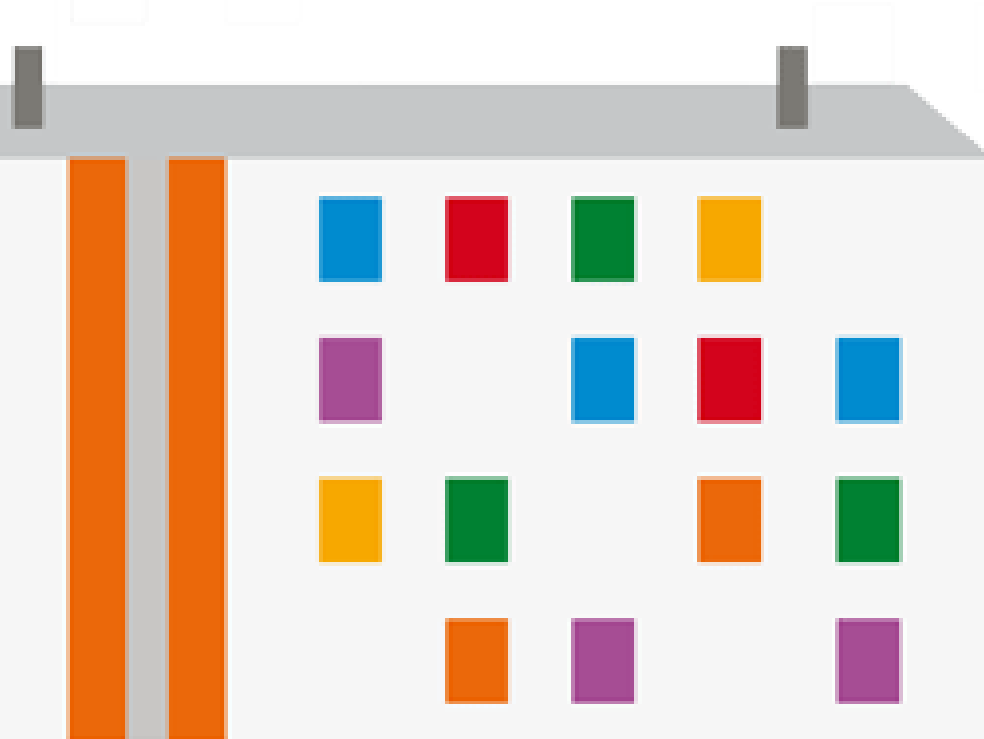
## HOW CAN I USE CORRECTLY THE HEATING/AIR CONDITIONING SYSTEM?

1. Set the dial on «**A**» (**which means automatic**)
2. Close the window
3. Set the temperature

**After this setting, if you feel too much cold/hot temperature please come in Reception and we will check the SET POINT degrees.**



how it **WORKS**  
campussanpaolo.it



**Thank you!**

